

# What's New at NEW Water

October 16, 2018



*Protecting our most  
valuable resource,  
water*

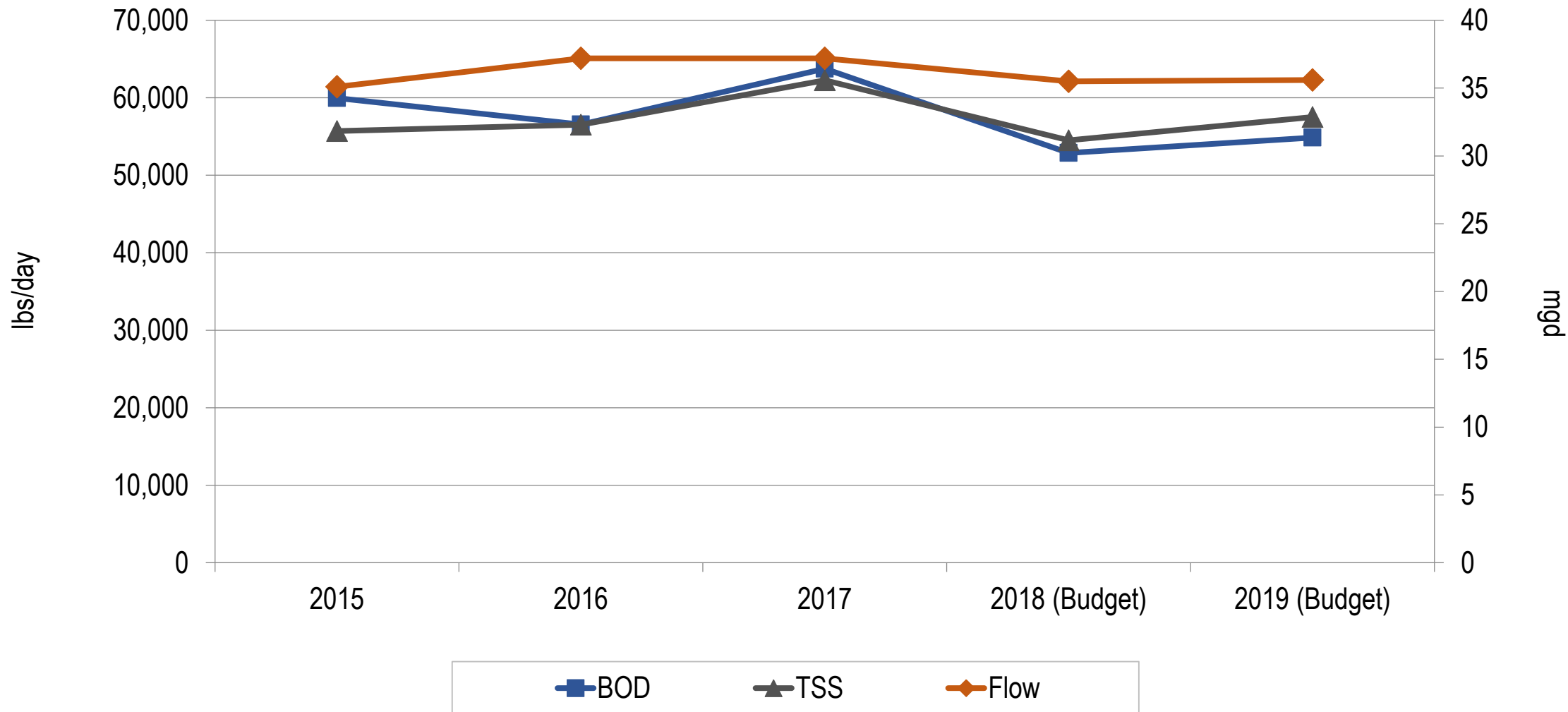


# Proposed 2019 Budget

September 6, 2018

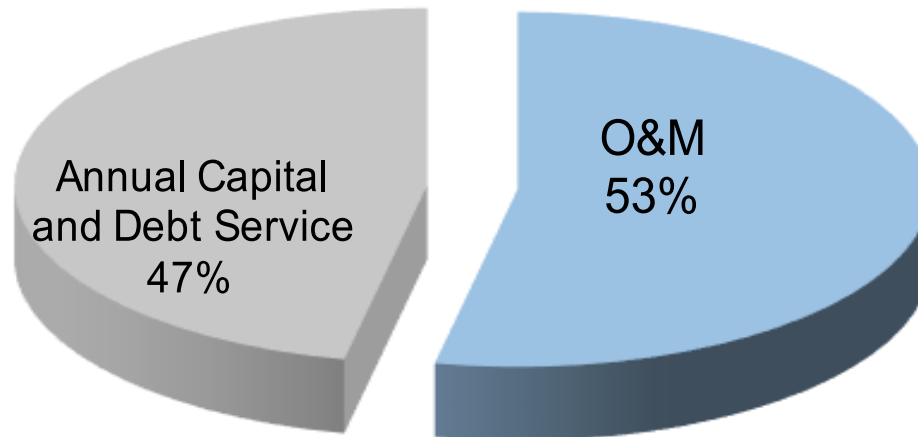


# Flows and Loads

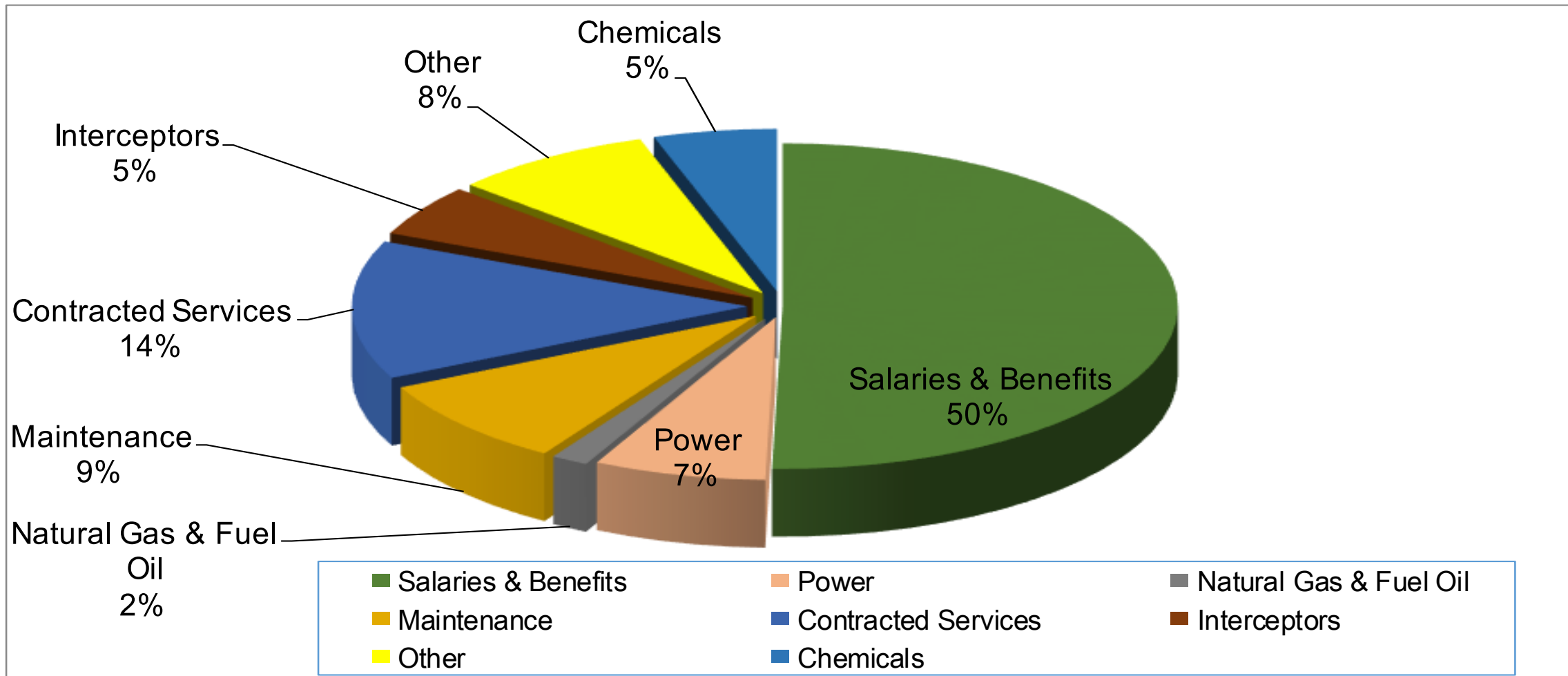


# 2019 Proposed Expenses

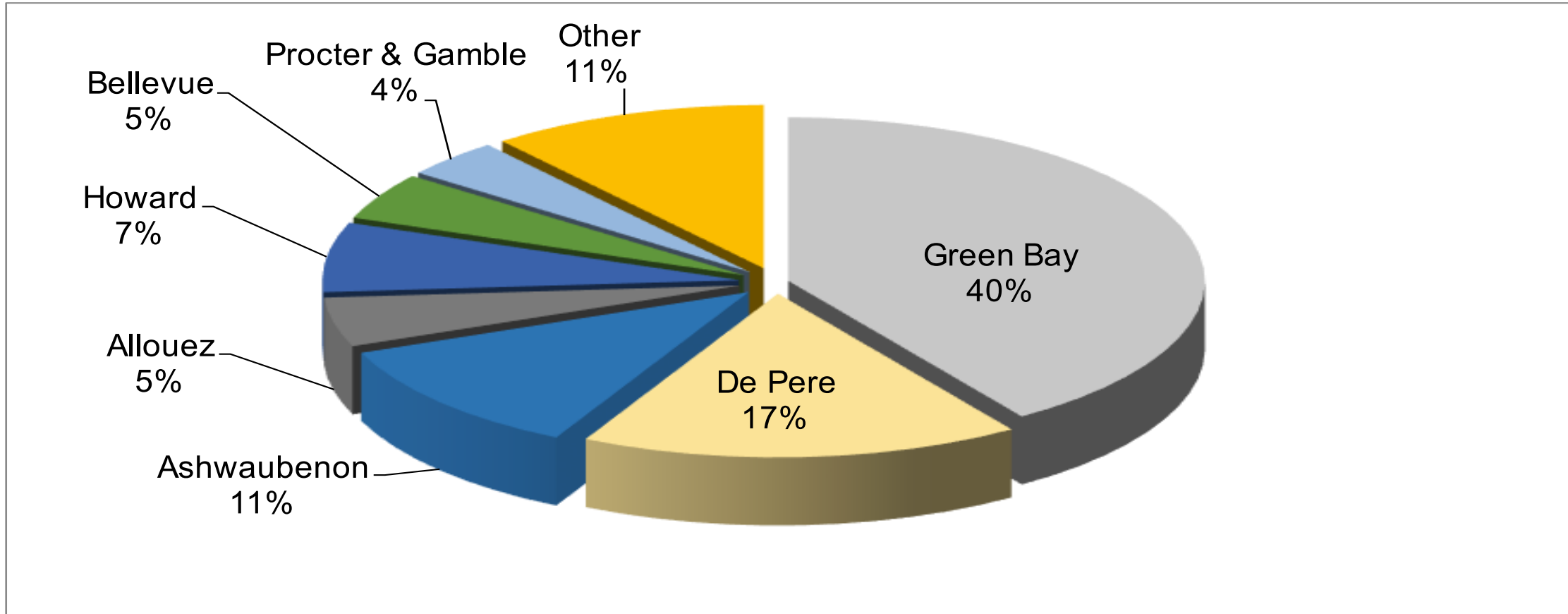
Budget Category	2018 Budget	2019 Budget	% Change
Operations & Maintenance (O&M)	\$21,649,280	\$21,395,426	-1.2%
Debt Service and Annual Capital	\$18,264,439	\$18,810,397	+3.0%
Total Expenses	\$39,913,719	\$40,205,823	+0.7%



# 2019 O&M Expense Distribution



# 2019 Revenue Breakdown by Customer



*Other includes: Villages of Hobart, Luxemburg, Pulaski, and Suamico; Towns of Lawrence and Ledgeview; Dyckesville and Pittsfield Sanitary Districts; and Scott Municipal Utility*

# Municipal Rate Example Comparison

Parameter	2018	2019	% Change
Volume (1,000 gals)	\$0.86580	\$0.90757	4.8%
Biochemical Oxygen Demand (lbs)	\$0.60003	\$0.53044	-11.6%
Suspended Solids (lbs)	\$0.53842	\$0.52617	-2.3%
Phosphorus (lbs)	\$0.99086	\$0.98684	-0.4%
Total Kjeldahl Nitrogen (lbs)	\$0.93280	\$0.96918	3.9%

Note: Rates shown above are for **comparison only** and **include allocation** of \$11,871,888 fixed charge for 2018 and \$12,239,229 fixed charge for 2019. Parameter rates billed to customers do not include fixed charge; that amount is billed separately.

An update was done to the Cost of Service Allocation for the 2019 budget that adjusted some cost allocations.





# 2019 Budget Summary

- Recommend a 0.7% increase in budgeted total expenses
- O&M expenses decreased by 1.2% over 2018 budget
- WPS 0% electricity rate increase
- 3.0% increase in capital cost over 2018 budget
- Offset most interceptor debt service using ICR reserve

# Next Steps

- Customer meeting(s)
- Budget hearing and adoption (*December 5*)
- Customer notification



